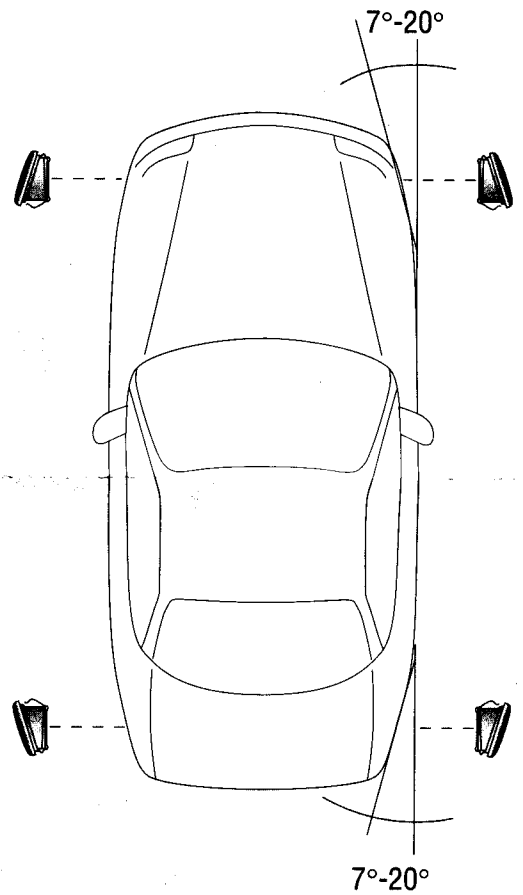


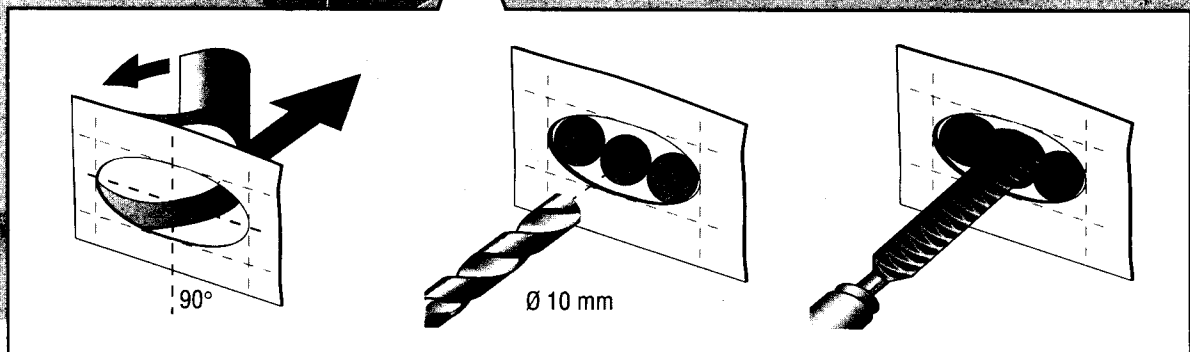
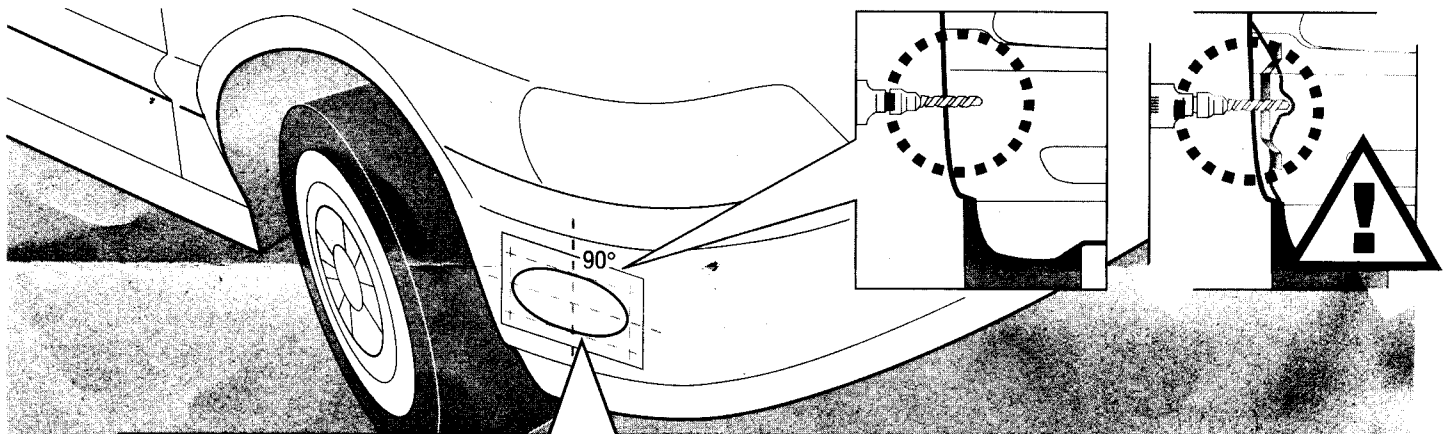
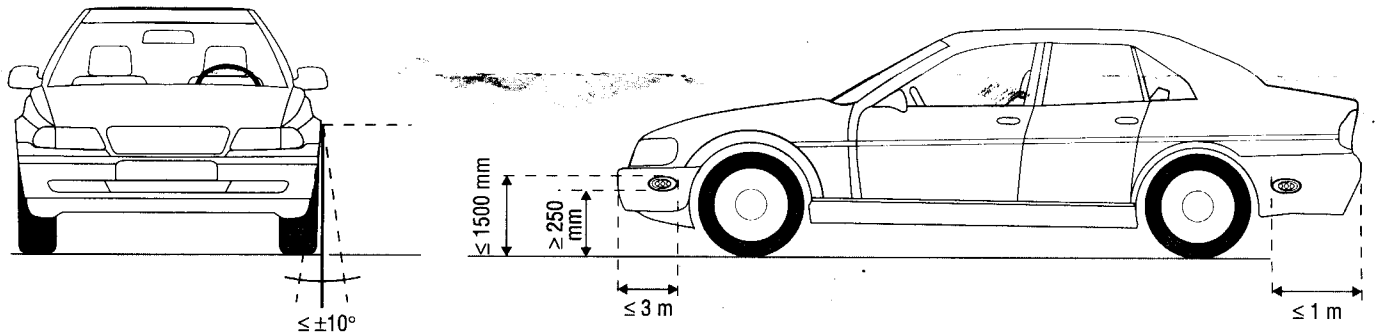
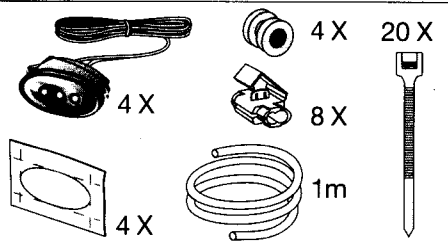
460 860-00/07/98

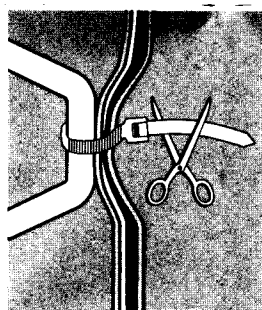
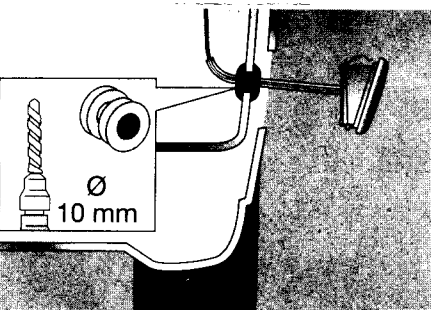
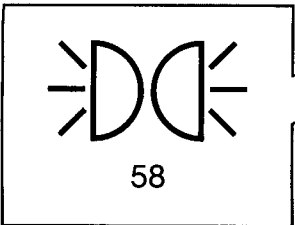
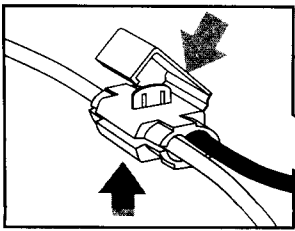
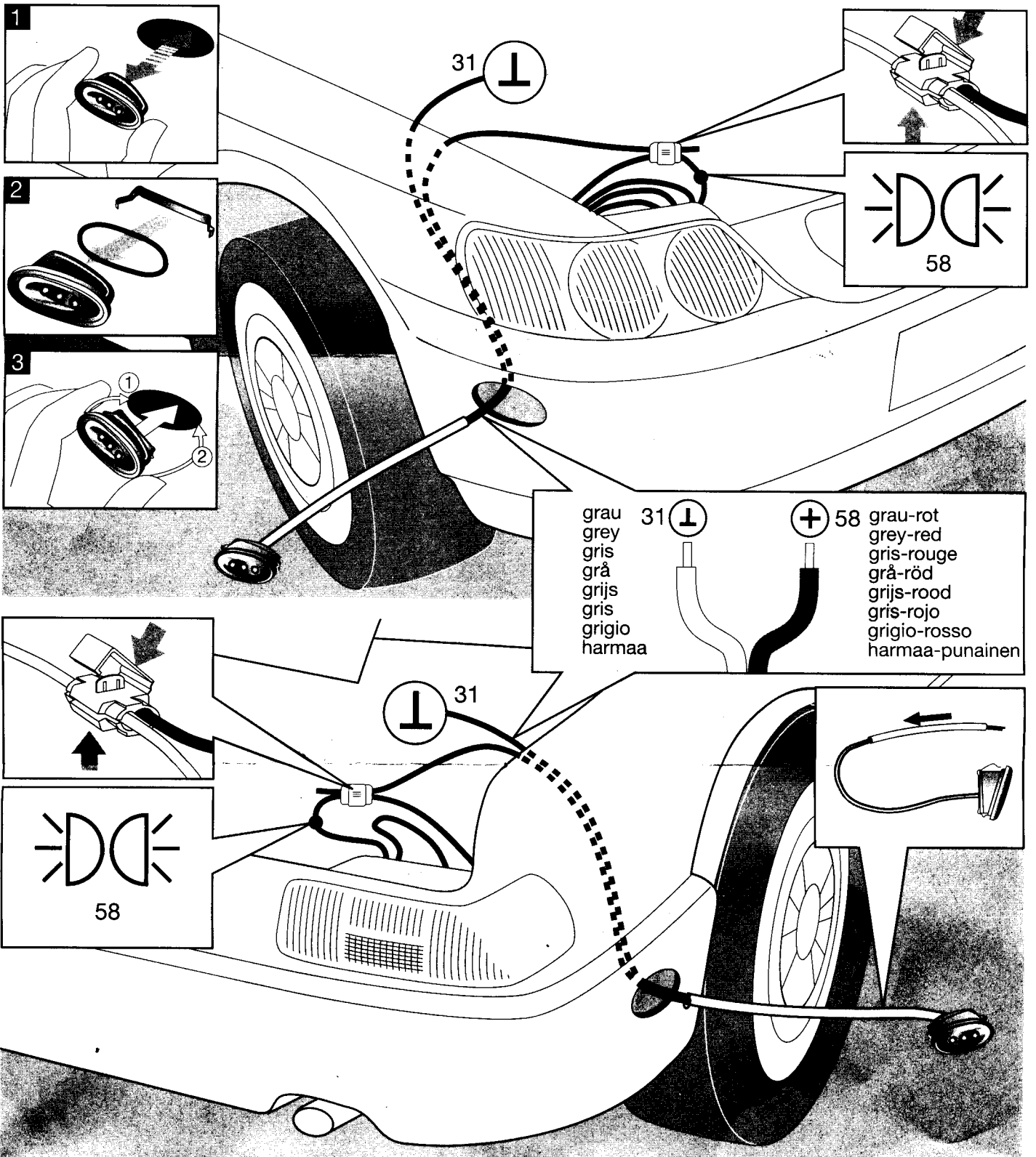
**Montageanleitung**  
**Mounting instructions**  
**Instructions de Montage**  
**Monteringsanvisning**  
**Montagehandleiding**  
**Instrucciones de montaje**  
**Istruzioni di montaggio**  
**Asennusohjeet**



**Lieferumfang:**

Kit includes:  
 Le produit et les pièces jointes:  
 Leveransomfattning:  
 De levering:  
 Volumen del suministro:  
 Dotazione di forniture:  
 Osaluettelö:





|         |   |   |    |                 |
|---------|---|---|----|-----------------|
| grau 31 | ⊥ | + | 58 | grau-rot        |
| grey    |   |   |    | grey-red        |
| gris    |   |   |    | gris-rouge      |
| grå     |   |   |    | grå-röd         |
| grijs   |   |   |    | grijs-rood      |
| gris    |   |   |    | gris-rojo       |
| grigio  |   |   |    | grigio-rosso    |
| harmaa  |   |   |    | harmaa-punainen |

Bei Bohrungen im Blech Dichtungsgummi einsetzen.  
 Fit sealing rubber if holes are drilled in metal.  
 En cas de perçage de la tôle, mettre en place le joint en caoutchouc.  
 Montera gummigenomföringen i det borrade hålet.  
 Bij boringen in de carrosserie afdichtrubber gebruiken.  
 En caso de perforaciones en la chapa utilizar juntas de goma.  
 Per forare la lamiera inserire una guarnizione in gomma.  
 Porattaessa peltiin on asennettava tiivistekumi.

Befestigung der Leitung mittels beiliegenden Kabelbindern.  
 Secure lead with cable strap supplied.  
 Fixation du câble par l'attache-câble fourni.  
 Fäst kabelaget med de medleverade buntbanden.  
 Bevestiging van de kabel middels meegeleverde kabelbinders.  
 Fijación de los cables con las abrazaderas de cables adjuntas.  
 Fissaggio del cavo tramite fascetta in dotazione.  
 Johdon kiinnitys mukana olevalla nippusiteellä.

